


Name: _____

Instructions: The letter **Mm** says /M/ /m/. Colour the **mango**.


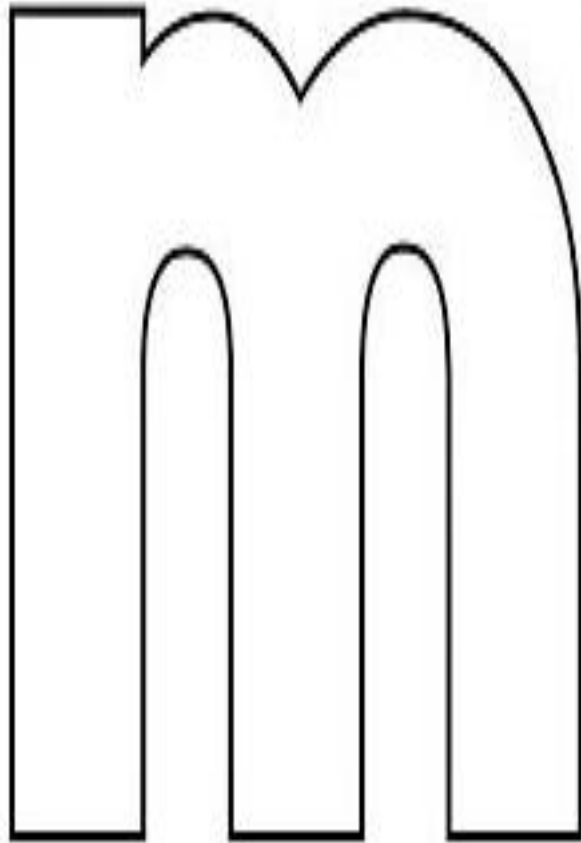




Year 1 Week 3 Day 1



Name: _____

Instructions: Say the name of each picture and listen for the /m/ sound. Colour the pictures that have the /m/ sound. Colour the letter **m**.






Year 1 Week 3 Day 2



Name: _____

Instructions: Trace the letter **m**. Circle then colour the pictures that have the /m/ sound.




Year 1 Week 3 Day 3



Name: _____

Instructions: Say the name of each picture. Listen for the /m/ sound. Colour the big letter **m**.



man

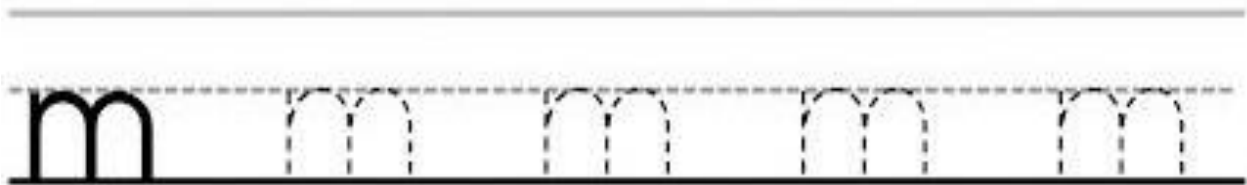


mouth



monkey

Trace the letter **m** on the lines below.







Year 1 Week 3 Day 4



Name: _____

Instructions: Colour letter **m**. Paste or draw three pictures that begin with **m** in the boxes below.



Year 1 Week 3 Day 5

